



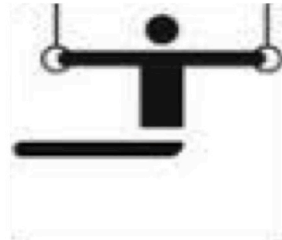
Ergebnisse




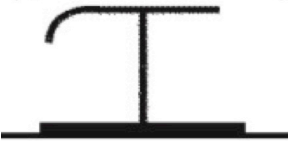
Mannschafts-Meisterschaft



27. Okt. 2024



Koblenz-Asterstein



TVM Mannschaftsmeisterschaft 2024
GT männlich
22.09., Ko.-Asterstein

Rang	Verein	Pkt
Kür offene AK, LK1		
1	TV Bad Bergzabern	219,30
2	TuS Ober-Ingelheim	207,85
3	TV Odernheim	182,20
4	TuS Niederberg	180,45

Kür AK 15 u.j. LK2		
1	TV Bad Bergzabern	190,95
2	TuS Niederberg	186,10
3	TuS Ober-Ingelheim	172,85

Kür AK 13 u.j. LK2		
1	TSG Grünstadt	182,55
2	Coblenzer TG	130,95

Pflicht offene AK		
1	TuS Wöllstein	293,10
2	TV Oppenheim	267,80

Pflicht AK 15 uj		
1	TV Hauenstein	268,30
2	TV Wörth	250,70
3	TuS Mogendorf	248,90
4	TSGgg Stacked-Elshem	246,20
4	TV Hermeskeil	246,20
6	TuS Ober-Ingelheim	239,40

Pflicht AK 11 uj		
1	TV Bad Bergzabern	257,05
2	TSGgg Stacked-Elshem	254,00
3	TV 1861 im ASV Landau	239,20
4	TV Edenkoben	238,70
5	TV Vallendar	238,15
6	TSG Kempten	235,65
7	TuS Horchheim	234,60
8	TV Moselweiß	230,75

Pflicht AK 9 uj		
1	TV Dahn	240,15
2	TuS Horchheim	236,60
3	TV 1861 im ASV Landau	233,55
4	TuS Roßbach	221,90
5	TSV Gau-Odernheim	216,25

RLP Mannschafts-Meisterschaft 2024

27. Okt., Koblenz

Rang	Name	Jg	AW/P Bo	nAb	Boden	AW/P Pfd	nAb	Pferd	AW/P Rg	nAb	Ringe	AW/P Spg	nAb	Sprung	AW/P Ba	nAb	Barren	AW/P Re	nAb	Reck	Summe	Platz	Su	AW	% AW	
Kür, offene AK, LK 1																										
	Konrad Beck	2003	14,2		12,60													12,2		10,15	22,75	17	26,4	86,2%		
	Oskar Dietz	2006	16,0		14,15	13,1		12,30	14,8		11,60	11,6		11,10	14,4		13,50	14,4		13,10	75,75	2	84,3	89,9%		
	Tim Fuchsjäger	2007										12,8		12,40							12,40	21	12,8	96,9%		
	Semjon Geist	1998	12,9		10,40	12,7		10,50	12,2		10,70				12,9		11,20	11,6		9,60	52,40	9	62,3	84,1%		
	David Jäger	1995	14,4		11,70	14,6		13,30	13,3		12,50	11,6		10,60	15,6		14,30	15,0		13,60	76,00	1	84,5	89,9%		
1	TV Bad Bergzabern				38,45			36,10			34,80			34,10			39,00			36,85	219,30					
	Benjamin Bitz	2006	13,3		11,20							12,6		10,30	12,5		11,35				32,85	16	38,4	85,5%		
	Nepomuck Guth	1998				13,3		11,90	13,7		11,70				13,5		12,30	13,5		10,30	46,20	12	54,0	85,6%		
	Julius Hartmann	1993	14,0		11,90				13,3		11,50	12,8		10,70							34,10	15	40,1	85,0%		
	Niklas Heuser	1998				13,5		10,50	13,1		11,60	11,6		11,00	14,4		12,50	11,0		11,50	57,10	7	63,6	89,8%		
	Niclas Hochmann	2002	14,2		12,45				13,5		11,00	12,8		11,30	13,3		11,50	11,3		11,20	57,45	5	65,1	88,2%		
	Quentin Hochmann	2007	13,6		12,00	11,8		9,80													21,80	18	25,4	85,8%		
	Elias Michel	2008				13,3		12,00										13,6		9,40	21,40	19	26,9	79,6%		
2	TuS Ober-Ingelheim				36,35			34,40			34,80			33,00			36,30			33,00	207,85					
	Jan Bitner	2007				12,7		9,10	14,4		10,00				13,1		11,95	12,9		9,40	40,45	13	53,1	76,2%		
	Nick Bitner	2007	14,0		11,40	13,2		10,40	12,6		10,50	11,6		11,00	12,9		11,15	10,9		8,20	62,65	3	75,2	83,3%		
	Damian Scheid	2008	13,8		11,30	11,8		6,80	12,6		9,40	11,6		10,60	12,3		9,95	11,6		9,20	57,25	6	73,7	77,7%		
	Bastian Engelmann	2003	13,6		11,00	10,7		6,60				11,6		10,30	12,3		10,50				38,40	14	48,2	79,7%		
3	TV Odernheim				33,70			26,30			29,90			31,90			33,60			26,80	182,20					
	Yannick Güls	2002																								
	Ferenz Albert	2003	13,8		11,70	12,3		10,40				12,4		11,40	12,5		10,35	11,1		8,10	51,95	10	62,1	83,7%		
	Fabian Gassen	2003	12,7		8,85				13,1		9,20	11,6		10,40	12,4		10,55	11,6		8,50	47,50	11	61,4	77,4%		
	Jonathan Gassen	2006	13,4		10,50	12,3		9,40	12,4		8,80	11,6		10,50	12,5		10,85	10,0		7,00	57,05	8	72,2	79,0%		
	Paul-Konstantin Stein	2007				11,6		6,50	12,2		8,30										14,80	20	23,8	62,2%		
	Dimitry Komleva	2007	13,8		11,10	12,9		9,90	13,1		9,00	11,6		9,90	13,6		10,85	12,0		9,30	60,05	4	77,0	78,0%		
4	TuS Niederberg				33,30			29,70			27,00			32,30			32,25			25,90	180,45					

AW meint:
Kür: D-Note + 10 Pkt
Pflicht: P-Stufe (15, 16 ...)

nAb = neutrale Abzüge z. B. Für fehlende Teile

RLP Mannschafts-Meisterschaft 2024

27. Okt., Koblenz

Rang	Name	Jg	AW/P Bo	nAb	Boden	AW/P Pfd	nAb	Pferd	AW/P Rg	nAb	Ringe	AW/P Spg	nAb	Sprung	AW/P Ba	nAb	Barren	AW/P Re	nAb	Reck	Summe	Platz	Su	AW	% AW	
Kür, AK 15 u.j., LK 2																										
	Milo Bähr	2012										11,6		10,30							10,30	16	11,6	88,8%		
	Bruno Beck	2010	13,0		11,40	11,6		10,20	12,0		9,90	11,6		10,80	12,3		11,00	11,0		9,55	62,85	3	71,5	87,9%		
	Dominik Ganz	2010							12,0		10,10				12,1		10,95	11,0		9,05	30,10	11	35,1	85,8%		
	Oliver Gerhardt	2011	13,6		12,20	12,3		10,70	12,4		11,20	11,6		11,20	12,3		11,30	11,7		9,70	66,30	1	73,9	89,7%		
	Cedric Finley Mewis	2010	12,6		10,45	11,6		9,80													20,25	14	24,2	83,7%		
	Phil Eliah Walter	2012	13,0		11,00	12,2		10,20				11,6		10,50							31,70	10	36,8	86,1%		
1	TV Bad Bergzabern				34,60			31,10			31,20			32,50			33,25			28,30	190,95					
	Lukas Reuter	2009							13,4		8,90				12,1		9,50	11,0		8,10	26,50	13	36,5	72,6%		
	Anton Böhm	2009	12,8		10,60	12,3		8,00										11,0		8,00	26,60	12	36,1	73,7%		
	Iven Frank	2009	14,0		11,80	12,3		8,50	13,8		11,50	12,4		11,20	13,4		12,30	12,3		10,00	65,30	2	78,2	83,5%		
	Til Löser	2009	14,4		12,15	12,7		8,10	13,1		10,80	11,6		10,50	12,7		10,95	11,7		9,55	62,05	4	76,2	81,4%		
	Kian Welter	2010	13,4		11,25	12,7		9,60	13,4		10,00	11,6		10,30	12,1		8,90				50,05	7	63,2	79,2%		
	David Stock	2010										11,6		9,20							9,20	17	11,6	79,3%		
2	TuS Niederberg				35,20			26,20			32,30			32,00			32,75			27,65	186,10					
	Leonard Blaszczyk	2009	13,4		12,10	12,3		8,70	12,2		10,00	11,6		10,70	12,1		10,90	12,4		9,50	61,90	5	74,0	83,6%		
	Benjamin Hoppe	2009	13,0		10,65							11,6		10,10	12,1		10,15	11,0		8,50	39,40	9	47,7	82,6%		
	Paul Ilinzer	2009	12,8		10,65	12,5		9,50	12,2		8,90	11,6		9,80	12,1		7,90	11,0		8,30	55,05	6	72,2	76,2%		
	Timon Rüger	2010				12,3		7,80										11,0		7,10	14,90	15	23,3	63,9%		
	Jonas Triebel	2011	12,6		9,20	12,3	0,3	5,80	12,2		8,00	11,6		9,30	12,3		8,60				40,90	8	61,0	67,0%		
3	TuS Ober-Ingelheim				33,40			26,00			26,90			30,60			29,65			26,30	172,85					

AW meint:
 Kür: D-Note + 10 Pkt
 Pflicht: P-Stufe (15, 16 ...)

nAb = neutrale Abzüge z. B. Für fehlende Teile

RLP Mannschafts-Meisterschaft 2024

27. Okt., Koblenz

Rang	Name	Jg	AW/P Bo	nAb	Boden	AW/P Pfd	nAb	Pferd	AW/P Rg	nAb	Ringe	AW/P Spg	nAb	Sprung	AW/P Ba	nAb	Barren	AW/P Re	nAb	Reck	Summe	Platz	Su	AW	% AW	
Kür, AK 13 u.j., LK 2																										
	Demid Breusov	2015	13,6		11,80				11,7		8,50										20,30	8	25,3	80,2%		
	Samuil Dzhaferov	2012	14,6		11,80	13,2		10,30	13,3		11,20	12,8		10,80	13,2		12,15	12,9		10,50	66,75	1	80,0	83,4%		
	Leonard Gedrich	2015																11,3		6,95	6,95	10	11,3	61,5%		
	Mohamad Laith	2012	13,8		9,15	11,9		10,10	12,9		9,70	11,6		11,00	12,9		10,45	11,5		8,45	58,85	2	74,6	78,9%		
	Milan Ruppert	2015										11,6		8,70							8,70	9	11,6	75,0%		
	Jonas Töbich	2013	14,4		11,80	11,9		8,70	12,5	1,0	8,00	11,6		10,50	12,3		7,30	11,5		7,50	53,80	3	74,2	72,5%		
1	TSG Grünstadt				35,40			29,10			29,40			32,30			29,90			26,45	182,55					
	Luis Zielesny	2011	12,6		8,60	11,4		6,50	11,7	2,0	7,00	11,6		7,70	11,4	1,0	5,90	11,3	2,0	6,20	41,90	4	70,0	59,9%		
	Artem Komleva	2012				11,6		8,40	12,7	3,0	5,00	11,6		8,80	12,1		6,60	11,7		7,40	36,20	7	59,7	60,6%		
	Jan Becker	2013	13,0		10,00			8,10	11,0	5,0	2,00	11,6		8,50	12,1	1,0	4,30	11,7		7,20	40,10	5	59,4	67,5%		
	Maxi Gassen	2014	13,0		9,80	11,2		6,90	11,0	4,0	2,00	11,6		7,60	12,1	1,0	5,50	11,3		7,55	39,35	6	70,2	56,1%		
2	Coblenzer TG				28,40			23,40			14,00			25,00			18,00			22,15	130,95					

AW meint:
 Kür: D-Note + 10 Pkt
 Pflicht: P-Stufe (15, 16 ...)

nAb = neutrale Abzüge z. B. Für fehlende Teile

RLP Mannschafts-Meisterschaft 2024

27. Okt., Koblenz

Rang	Name	Jg	AW/P Bo	nAb	Boden	AW/P Pfd	nAb	Pferd	AW/P Rg	nAb	Ringe	AW/P Spg	nAb	Sprung	AW/P Ba	nAb	Barren	AW/P Re	nAb	Reck	Summe	Platz	Su	AW	% AW	
Pflicht, offene Klasse																										
	Christian Bernhard	1991	19,0		15,90	19,0		15,90				18,0		17,80	15,0		16,70	18,0		15,75	82,05	3	89,0	92,2%		
	Christian Espenschied	1990							18,0		15,80				18,0		16,50	18,0		16,30	48,60	8	54,0	90,0%		
	Arne Herzel	1993	18,0		16,85	18,0		14,70	18,0		15,70	18,0		18,30	19,0		16,15	18,0		15,80	97,50	1	109,0	89,4%		
	Christian Keller	2000							16,0		13,40				18,0		13,70				27,10	10	34,0	79,7%		
	Pierre-Nathanael Schweizer	2006	18,0		16,25	17,0		14,60	18,0		15,80	19,0		17,20				17,0		14,95	78,80	4	89,0	88,5%		
	Christoph Keller	1996	17,0		15,00	17,0		15,70				18,0		16,20							46,90	9	52,0	90,2%		
1	TuS Wöllstein				49,00			46,30			47,30			53,30			49,35			47,85	293,10					
	Alec Damm	2001				17,0		14,00													14,00	11	17,0	82,4%		
	Felix Hesse	2001				17,0		14,40	16,0		13,90	18,0		16,40	17,0		14,75	17,0		13,40	72,85	6	85,0	85,7%		
	Matthias Reynaldo Konrad	2008	17,0		13,70	17,0		14,00	16,0		12,10				17,0		13,35	17,0		12,10	65,25	7	84,0	77,7%		
	Timon Lerch	1997	19,0		15,60	17,0		15,30	16,0		13,60	18,0		16,30	19,0		14,80	17,0		13,60	89,20	2	106,0	84,2%		
	Timo Schnarrenberger	1997	19,0		16,65				17,0		15,40	18,0		16,80	18,0		15,70	17,0		13,50	78,05	5	89,0	87,7%		
2	TV Oppenheim				45,95			43,70			42,90			49,50			45,25			40,50	267,80					

AW meint:
 Kür: D-Note + 10 Pkt
 Pflicht: P-Stufe (15, 16 ...)

nAb = neutrale Abzüge z. B. Für fehlende Teile

RLP Mannschafts-Meisterschaft 2024

27. Okt., Koblenz

Rang	Name	Jg	AW/P Bo	nAb	Boden	AW/P Pfd	nAb	Pferd	AW/P Rg	nAb	Ringe	AW/P Spg	nAb	Sprung	AW/P Ba	nAb	Barren	AW/P Re	nAb	Reck	Summe	Platz	Su	AW	% AW	
Pflicht, AK 15 u.j.																										
	Laurenz Gerst	2011	17,0		14,40	17,0		15,60	18,0		15,20	17,0		16,40	17,0		15,55	17,0		13,90	91,05	1	103,0	88,4%		
	Lukas Hoffelder	2011	16,0		13,60	16,0		14,00													27,60	30	32,0	86,3%		
	Julius Emil Meßmer	2011	17,0		13,55				18,0		15,80	17,0		15,40	17,0		15,15	18,0		15,20	75,10	16	87,0	86,3%		
	Luca Meyer	2012				17,0		15,40	16,0		12,80										28,20	29	33,0	85,5%		
	Jonas Schächter	2010							16,0		13,00				17,0		14,65	16,0		13,60	41,25	25	49,0	84,2%		
	Anton Seibel	2012				17,0		15,90				17,0		15,50	16,0		13,95				45,35	22	50,0	90,7%		
	Nils Vierling	2010	16,0		13,75							17,0		15,40				16,0		13,90	43,05	23	49,0	87,9%		
1	TV 1901 Hauenstein				41,75			46,90			44,00			47,30			45,35			43,00	268,30					
	Malte Beutler	2011				15,0		14,20	16,0		13,20				16,0		14,05	15,0		13,60	55,05	18	62,0	88,8%		
	Finn Heinrich	2014	15,0		13,00							17,0		14,60	15,0		13,25	15,0		13,90	54,75	19	62,0	88,3%		
	Konstantin Orth	2014				14,0		13,30	16,0		12,70	17,0		14,90				15,0		12,80	53,70	21	62,0	86,6%		
	Johannes Orth	2009	16,0		12,85	16,0		14,10							117,0		14,50				41,45	24	149,0	27,8%		
	Jakob Moritz Pfirrmann	2010	15,0		13,55	16,0		14,60	16,0		12,40	18,0		16,60	16,0		13,15	16,0		13,70	84,00	4	97,0	86,6%		
	Alexander Pfirrmann	2012	15,0		12,75				16,0		12,90	17,0		15,10							40,75	26	48,0	84,9%		
2	TV Wörth 04				39,40			42,90			38,80			46,60			41,80			41,20	250,70					
	Samuel Eutebach	2011	17,0		13,85	16,0		13,80	16,0		12,50	17,0		15,50	17,0		13,00	15,0		13,90	82,55	5	98,0	84,2%		
	Elias Hartmann	2011	16,0		13,35	17,0		14,30	16,0		12,80	17,0		13,50	16,0		14,25	15,0		13,50	81,70	7	97,0	84,2%		
	Justus Wagner	2011	16,0		12,25				15,0		10,00							15,0		12,50	34,75	28	46,0	75,5%		
	Anton Endlein	2010				15,0		12,40				17,0		13,10	16,0		13,00				38,50	27	48,0	80,2%		
	Ben Schmitz	2012	17,0		14,70	16,0		14,00	16,0		12,30	17,0		15,60	16,0		14,35	15,0		13,70	84,65	3	97,0	87,3%		
3	TuS Mogendorf				41,90			42,10			37,60			44,60			41,60			41,10	248,90					
	John-Lennart Jost	2010	16,0		13,75	17,0		14,50	16,0		12,90	17,0		13,90	16,0		13,85	16,0		13,30	82,20	6	98,0	83,9%		
	Matthis Feuerbach	2011	15,0		12,95	15,0		13,30	16,0		12,00	17,0		13,10	16,0		13,35	16,0		12,30	77,00	14	95,0	81,1%		
	Marius Groß	2012	15,0		13,00	15,0		12,60	16,0		12,40	15,0		13,50	16,0		12,80	16,0		12,60	76,90	15	93,0	82,7%		
	Tim Gläser	2010	17,0		14,75	16,0		14,60	16,0		13,50	17,0		15,40	17,0		15,00	17,0		12,60	85,85	2	100,0	85,9%		
4	TV Hermeskeil				41,50			42,40			38,80			42,80			42,20			38,50	246,20					

AW meint:

Kür: D-Note + 10 Pkt

Pflicht: P-Stufe (15, 16 ...)

nAb = neutrale Abzüge z. B. Für fehlende Teile

RLP Mannschafts-Meisterschaft 2024

27. Okt., Koblenz

Rang	Name	Jg	AW/P Bo	nAb	Boden	AW/P Pfd	nAb	Pferd	AW/P Rg	nAb	Ringe	AW/P Spg	nAb	Sprung	AW/P Ba	nAb	Barren	AW/P Re	nAb	Reck	Summe	Platz	Su	AW	% AW
	Jakob Becker	2013	15,0		12,30	14,0		12,90	16,0		13,00	17,0		15,90	15,0		12,30	15,0		12,90	79,30	11	92,0	86,2%	
	Julian Fischer	2012	16,0		13,85	14,0		13,40	15,0		11,10	17,0		14,30	16,0		13,95	15,0		12,70	79,30	11	93,0	85,3%	
	Theo Rauch	2012				14,0		13,00	16,0		13,20	17,0		15,20				15,0		12,50	53,90	20	62,0	86,9%	
	Kasper Schiffers	2011	16,0		13,95	15,0		13,60	16,0		12,90	17,0		13,80	17,0		14,25	15,0		12,10	80,60	9	96,0	84,0%	
	Julian Stubbe	2012	17,0		14,30										15,0		13,30				27,60	30	32,0	86,3%	
5	TSGgg Stackeden-Elsheim				42,10			40,00			39,10			45,40			41,50			38,10	246,20				
	Marko Parlov	2011	16,0		13,25	15,0		14,00	15,0		12,30	15,0		13,00	15,0		12,70	15,0		12,60	77,85	13	91,0	85,5%	
	Linus Quester	2013	17,0		14,20	15,0		13,20	16,0		11,80	17,0		13,90	16,0		14,50	15,0		13,50	81,10	8	96,0	84,5%	
	Anton Weber	2013	16,0		11,70	15,0		12,80	15,0		11,60	15,0		12,40	15,0		11,20	15,0		11,00	70,70	17	91,0	77,7%	
	Frederik Weber	2013	16,0		14,05	15,0		13,70	16,0		12,60	17,0		15,10	16,0		12,60	15,0		12,40	80,45	10	95,0	84,7%	
6	TuS Ober-Ingelheim				41,50			40,90			36,70			42,00			39,80			38,50	239,40				

AW meint:
 Kür: D-Note + 10 Pkt
 Pflicht: P-Stufe (15, 16 ...)

nAb = neutrale Abzüge z. B. Für fehlende Teile

RLP Mannschafts-Meisterschaft 2024

27. Okt., Koblenz

Rang	Name	Jg	AW/P Bo	nAb	Boden	AW/P Pfd	nAb	Pferd	AW/P Rg	nAb	Ringe	AW/P Spg	nAb	Sprung	AW/P Ba	nAb	Barren	AW/P Re	nAb	Reck	Summe	Platz	Su	AW	% AW	
Pflicht, AK 11 u.j.																										
	Anton Beck	2013	16,0		14,00	17,0		15,20	16,0		13,10	17,0		16,30	17,0		14,80	16,0		14,70	88,10	2	99,0	89,0%		
	Christopher Gerhardt	2014	15,0		12,90	15,0		13,30	16,0		10,00	17,0		14,10	15,0		13,15	15,0		13,20	76,65	18	93,0	82,4%		
	Maximilian Hardardt	2013	17,0		15,10	16,0		15,10	16,0		12,80	18,0		16,50	16,0		14,45	16,0		13,90	87,85	3	99,0	88,7%		
	Philipp Leonhart	2013	16,0		13,60	16,0		13,00	16,0		12,00	17,0		15,20	15,0		13,80	15,0		12,60	80,20	9	95,0	84,4%		
1	TV Bad Bergzabern				42,70			43,60			37,90			48,00			43,05			41,80	257,05					
Pflicht, AK 11 u.j.																										
	Julian Maximilian	2014	17,0		14,00	14,0		13,10	17,0		15,00	17,0		14,50	16,0		13,70	16,0		13,60	83,90	4	97,0	86,5%		
	Vincent Dornieden	2014	17,0		14,10	15,0		13,40	17,0		15,40	17,0		15,80	17,0		15,35	16,0		14,10	88,15	1	99,0	89,0%		
	Mateo Pallier	2013	16,0		13,25	14,0		13,40	16,0		13,40	17,0		15,10	15,0		12,60	16,0		14,20	81,95	6	94,0	87,2%		
	Lukas Schawinski	2016	14,0		12,65	14,0		12,70	15,0		11,40	15,0		13,40	14,0		11,50	15,0		12,80	74,45	23	87,0	85,6%		
2	TSGgg Stackeden-Elsheim				41,35			39,90			43,80			45,40			41,65			41,90	254,00					
	Joshua Tété Awokou-	2013	16,0		13,20	15,0		13,20	16,0		11,40	17,0		15,10	16,0		12,80	16,0		14,00	79,70	11	96,0	83,0%		
	Theo Gerner	2014	15,0		13,40	14,0		13,40	17,0		14,20	17,0		15,40	16,0		13,60	15,0		13,30	83,30	5	94,0	88,6%		
	Yanis Ghziz	2014	15,0		12,95	14,0		12,70	15,0		10,00	15,0		14,30	15,0		11,30	15,0		11,80	73,05	25	89,0	82,1%		
	Henri Anton Schrick	2014	15,0		12,20	14,0		12,60	15,0		11,60				15,0		11,65	15,0		13,00	61,05	32	74,0	82,5%		
	Joshua Stubenrauch	2014										17,0		13,10							13,10	34	17,0	77,1%		
3	TV 1861 im ASV Landau				39,55			39,30			37,20			44,80			38,05			40,30	239,20					
	Paul Bals	2013				14,0		12,70	16,0		11,50	15,0		13,80	15,0		11,70	15,0		11,90	61,60	31	75,0	82,1%		
	Jonas Bungert	2013	16,0		13,50	14,0		12,50	16,0		12,00				15,0		12,20	15,0		13,10	63,30	30	76,0	83,3%		
	Ferdinand Dürk	2014	15,0		13,15	17,0		14,40	16,0		12,70	17,0		14,40	16,0		13,10				67,75	29	81,0	83,6%		
	Friedrich Nicklis	2013	15,0		13,30	14,0		13,20	16,0		12,30	17,0		15,10	16,0		11,80	15,0		13,80	79,50	12	93,0	85,5%		
	Nico Schulz	2013	17,0		13,40	14,0		12,60				17,0		14,50				15,0		13,20	53,70	33	63,0	85,2%		
4	TV Edenkoben 1849				40,20			40,30			37,00			44,00			37,10			40,10	238,70					

AW meint:
 Kür: D-Note + 10 Pkt
 Pflicht: P-Stufe (15, 16 ...)

nAb = neutrale Abzüge z. B. Für fehlende Teile

RLP Mannschafts-Meisterschaft 2024

27. Okt., Koblenz

Rang	Name	Jg	AW/P Bo	nAb	Boden	AW/P Pfd	nAb	Pferd	AW/P Rg	nAb	Ringe	AW/P Spg	nAb	Sprung	AW/P Ba	nAb	Barren	AW/P Re	nAb	Reck	Summe	Platz	Su	AW	% AW
	Maximilian Martini	2014	15,0		13,35	16,0		13,90	16,0		12,65	17,0		14,60	15,0		12,65	17,0		12,70	79,85	10	96,0	83,2%	
	Christian Schäfer	2014	18,0		15,30	15,0		12,20	16,0		12,75	17,0		14,20	15,0		12,75	15,0		13,20	80,40	8	96,0	83,8%	
	Oliver Streeck	2014	15,0		11,90	15,0		11,30	15,0		12,70	15,0		12,80	15,0		12,70	15,0		13,50	74,90	22	90,0	83,2%	
	Jannis Klütsch	2014	15,0		13,30	15,0		12,20	16,0		12,35	15,0		12,90	15,0		12,35	15,0		13,30	76,40	19	91,0	84,0%	
5	TV Vallendar				41,95			38,30			38,10			41,70			38,10			40,00	238,15				
	Tom Benke	2014	15,0		12,25	14,0		13,00	16,0		11,80	15,0		11,47	15,0		10,75	15,0		12,00	71,27	26	90,0	79,2%	
	Paul Eismann	2013	16,0		11,70	14,0		12,80	16,0		12,40	17,0		15,50	16,0		12,00	15,0		13,50	77,90	16	94,0	82,9%	
	Leopold Schneider	2015	15,0		12,75	14,0		13,00	15,0		12,30	15,0		12,30	15,0		12,80	15,0		12,50	75,65	21	89,0	85,0%	
	Jakob Konstantin	2013	16,0		14,10	15,0		13,80	16,0		13,10	17,0		15,20	16,0		12,45	15,0		12,70	81,35	7	95,0	85,6%	
6	TSG Kempten				39,10			39,80			37,80			43,00			37,25			38,70	235,65				
	Paul Stibbe	2013	16,0		13,25	16,0		14,20	15,0		12,00	17,0		12,30	15,0		13,40	15,0		12,40	77,55	17	94,0	82,5%	
	Frederik Mattar	2014	16,0		12,05	16,0		14,20	16,0		12,10	17,0		13,50	16,0		14,10	15,0		12,80	78,75	14	96,0	82,0%	
	David Madzgalla	2014	16,0		13,25	16,0		13,80	16,0		12,40	17,0		13,10	16,0		13,15	15,0		12,60	78,30	15	96,0	81,6%	
	Henry Grüger	2013	16,0		11,10	15,0		12,60	16,0		10,70	17,0		11,80	15,0		12,25	15,0		12,40	70,85	28	94,0	75,4%	
7	TuS Horchheim				38,55			42,20			36,50			38,90			40,65			37,80	234,60				
	Elias Paluch	2013	15,0		13,00	15,0		12,00	15,0		11,20	17,0		12,80	15,0		12,60	15,0		12,70	74,30	24	92,0	80,8%	
	Benedikt Brühl	2013	15,0		10,50	15,0		12,60	16,0		11,40	15,0		13,00	16,0		11,20	15,0		12,30	71,00	27	92,0	77,2%	
	Jan-Eric Lehmann	2013	15,0		12,10	15,0		13,10	16,0		12,70	17,0		14,10	16,0		14,20	15,0		13,00	79,20	13	94,0	84,3%	
	Linus Zielesny	2014	15,0		11,25	16,0		11,70	16,0		12,50	17,0		13,40	16,0		14,40	15,0		12,70	75,95	20	95,0	79,9%	
8	TV Moselweiß				36,35			37,70			36,60			40,50			41,20			38,40	230,75				

AW meint:
 Kür: D-Note + 10 Pkt
 Pflicht: P-Stufe (15, 16 ...)

nAb = neutrale Abzüge z. B. Für fehlende Teile

RLP Mannschafts-Meisterschaft 2024

27. Okt., Koblenz

Rang	Name	Jg	AW/P Bo	nAb	Boden	AW/P Pfd	nAb	Pferd	AW/P Rg	nAb	Ringe	AW/P Spg	nAb	Sprung	AW/P Ba	nAb	Barren	AW/P Re	nAb	Reck	Summe	Platz	Su	AW	% AW	
Pflicht, AK 9 u.j.																										
	Elias Braun	2015							15,0		9,50	15,0		14,10				15,0		11,80	35,40	20	45,0	78,7%		
	Levi Göttmann	2016	15,0		11,35	15,0		14,10				15,0		13,50				15,0		13,10	52,05	16	60,0	86,8%		
	Joris Memmer	2015	15,0		13,25	15,0		13,50	15,0		11,80				15,0		13,70				52,25	15	60,0	87,1%		
	Jano Schmidt	2015										15,0		13,60	14,0		12,00	15,0		13,30	38,90	19	44,0	88,4%		
	Max Schumacher	2015	15,0		12,90	15,0		13,60	16,0		14,00	15,0		13,90	15,0		13,80	15,0		13,10	81,30	2	91,0	89,3%		
	Lui Seibel	2015	15,0		10,55	15,0		13,90	16,0		13,40				15,0		13,25				51,10	17	61,0	83,8%		
1	TV Dahn 1911				37,50			41,60			39,20			41,60			40,75			39,50	240,15					
	Simon Seifert	2016	16,0		13,10	16,0		13,30	16,0		11,50	17,0		14,00	16,0		11,50	15,0		11,90	75,30	7	96,0	78,4%		
	Sebastian Quirbach	2015	16,0		11,50	15,0		12,70	16,0		12,70	17,0		14,50	16,0		13,35	15,0		13,40	78,15	5	95,0	82,3%		
	Jonas Fischer	2015	16,0		13,25	15,0		14,00	16,0		13,00	17,0		14,60	16,0		14,90	15,0		13,40	83,15	1	95,0	87,5%		
2	TuS Horchheim				37,85			40,00			37,20			43,10			39,75			38,70	236,60					
	Philipp Hölscher	2016	15,0		13,35	14,0		12,80	15,0		12,50	17,0		14,70	15,0		12,65	15,0		13,60	79,60	4	91,0	87,5%		
	Nic Mayer	2016	16,0		12,95	14,0		13,00	15,0		12,60	17,0		14,20	15,0		13,45	15,0		13,60	79,80	3	92,0	86,7%		
	Tobias Tromp	2015	15,0		11,00	14,0		12,00	15,0		9,50	17,0		13,60	15,0		11,65	15,0		11,50	69,25	14	91,0	76,1%		
	Mattia Bennett Weckerle	2015	15,0		11,35	14,0		13,40	15,0		11,50	17,0		12,60	15,0		11,90	15,0		12,40	73,15	9	91,0	80,4%		
3	TV 1861 im ASV Landau				37,65			39,20			36,60			42,50			38,00			39,60	233,55					
	Leon Hahmann	2016	15,0		9,75	14,0		12,40	16,0		12,70	15,0		13,30	15,0		12,70	15,0		12,80	73,65	8	90,0	81,8%		
	Henry Burbach	2016	16,0		11,50	14,0		12,90	15,0		13,30	15,0		13,20	15,0		12,75	15,0		13,40	77,05	6	90,0	85,6%		
	Gayeon Zeiler	2016	14,0		9,60				15,0		10,60				14,0		10,90	15,0		12,20	43,30	18	58,0	74,7%		
	Matteo Müller	2015	14,0		11,60	14,0		11,60	15,0		10,20	15,0		12,50	14,0		11,10	15,0		12,30	69,30	13	87,0	79,7%		
	Moritz Kaiser	2016				14,0		12,10				15,0		13,50							25,60	21	29,0	88,3%		
4	TuS Roßbach				32,85			37,40			36,60			40,00			36,55			38,50	221,90					
	Alexander Krassmann	2015	15,0		12,40	14,0		12,50	15,0		10,60			15,0	12,50	14,0		11,80	15,0		12,50	72,30	11	73,0	99,0%	
	Dima Krassmann	2016	15,0		11,85	14,0		12,30	15,0		11,30			15,0	12,10	14,0		11,45	15,0		12,10	71,10	12	73,0	97,4%	
	Philemon Resa	2015	15,0		11,05	14,0		12,50	15,0		11,30			15,0	13,10	14,0		11,80	15,0		13,10	72,85	10	73,0	99,8%	
5	TSV Gau-Odernheim				35,30			37,30			33,20			37,70			35,05			37,70	216,25					

AW meint:

Kür: D-Note + 10 Pkt

Pflicht: P-Stufe (15, 16 ...)

nAb = neutrale Abzüge z. B. Für fehlende Teile